


Dreame Hair Glory High-Speed Hair Dryer

User Manual

dreame

Read this manual carefully before use, and retain it for future reference.

Precautions

- This appliance can be used by children aged from 8 years and above and persons with reduced physical, sensory or mental capabilities or lack of experience and knowledge if they have been given supervision or instruction concerning use of the appliance in a safe way and understand the hazards involved. Children shall not play with the appliance.
- Cleaning and user maintenance shall not be made by children without supervision.
- This appliance is not intended for use by persons (including children) with reduced physical, sensory or mental capabilities, or lack of experience and knowledge, unless they have been given supervision or instruction concerning use of the appliance by a person responsible for their safety.
- **CAUTION** :In order to avoid a hazard due to inadvertent re-energizing of the thermal cut-out, this appliance must not be supplied through an external switching device, such as a timer, or connected to a circuit that is regularly switched on and off by the utility.
-  **WARNING** : Do not use this appliance near bathtubs, showers, basins or other vessels containing water.
- When the hairdryer is used in a bathroom, unplug it after use since the proximity of water presents a hazard even when the hairdryer is switched off.

- For additional protection, the installation of a residual current device (RCD) having a rated residual operating current not exceeding 30 mA is advisable in the electrical circuit supplying the bathroom. Ask your installer for advice.

WARNING

- If the supply cord is damaged, it must be replaced by the manufacturer, its service agent or similarly qualified persons in order to avoid a hazard.
- Do not block the air intake and air outlet to avoid danger.
- During use, prevent your hair from getting caught in the air intake to avoid danger.
- Please use the hair dryer according to the rated power information indicated on the device, and do not use universal plugs or other voltage converters to avoid danger.

Power Cord & Plug

- Do not use the hair dryer if the power cord or power plug is damaged or overheated, as this may cause burns, electric shocks, or cause fire due to a short circuit.
- Do not use the hair dryer if the power plug that is plugged into the power outlet is loose, as this may cause burns, electric shocks, or cause fire due to a short circuit.
- Do not plug in or unplug the power plug with wet hands, as this may result in electric shocks and injury.
- Do not use the hair dryer if the power cord is tied together, as this may cause electric shocks, or cause fire due to a short circuit.

WARNING

- Do not damage, modify, forcefully bend, pull, twist, or squeeze the power cord, nor place heavy objects on top of it, as this may cause electric shocks, or cause fire due to a short circuit.
- Do not pull the power cord when unplugging the power plug. Make sure to hold the power plug when unplugging it. Otherwise, the power cord may get damaged, cause burns, cause electric shocks, or cause fire due to a short circuit.
- Completely and directly plug the power plug into a 220–240 V~ electrical outlet. Do not use a power strip or extension cords, as this may cause electric shocks, or cause a fire due to a short circuit.
- Make sure the hair dryer is unplugged when not in use as well as prior to performing any maintenance or repairs.
- Keep the power cord away from heat sources and other places that may compromise its protection.

Usage & Storage

- Do not block or insert foreign objects into the air outlet and air intake, as this may cause burns, electric shocks, or cause fire due to a short circuit.
- Do not immerse this hair dryer in water.
- Do not use this hair dryer in humid environments.
- Keep the hair dryer dry, otherwise it may cause electric shocks.
- Do not use the hair dryer in environments where aerosol (spray) products are used or where there are flammable sources.
- Do not leave the hair dryer unattended when it is turned on, as this may result in a fire due to a short circuit.



WARNING

- Do not store the hair dryer in a highly humid environment, as this may cause electric shocks, or cause fire due to a short circuit when using the hair dryer.
- Do not store the hair dryer within the reach of children and infants, as this may result in electric shocks and injury.
- Do not repair, disassemble, or modify this product yourself, as this may cause injury or fire due to malfunctioning. Please contact the customer service via www.mi.com.
- Do not place the hair dryer on its air intake while it is turned on, as this may cause the heating coil to overheat, which may result in a fire.
- Do not immerse the body of the hair dryer containing electrical components in water or other liquid. If the hair dryer falls into water, unplug it immediately and do not continue to use it even after it is dry.
- This hair dryer is equipped with a non-self-resetting thermal safety cut-off to prevent overheating. If the hair dryer is cut off due to overheating, unplug it from the power outlet and allow it to cool down.
- Do not touch hot surfaces such as the air outlet during use or immediately after turning off the hair dryer to avoid burns.
- Do not touch the power plug or any part of the product with wet hands to prevent electric shocks.
- Do not use this hair dryer for any purpose other than drying hair, and do not use it on pets nor use it to dry shoes or clothes, etc., as this may cause burns, or cause fire due to a short circuit.

CAUTION

In case of a malfunction or breakdown

- In the event of a malfunction or breakdown, such as no air blowing, frequent stops, internal overheating, or smoking, please stop using the product immediately, unplug the power cord, and contact the customer service via www.mi.com. The use of this product in these circumstances may result in electric shocks, injury, or fire due to a short circuit.
- The air outlet and air nozzle may get hot during use, so do not touch them with your hands, as this may cause burns.
- Avoid dropping the hair dryer or subjecting it to strong impacts, as this may cause electric shocks, or cause fire due to a short circuit.
- Do not use the hair dryer if the air intake is damaged, as your hair may get caught in it and cause damage to the hair.
- Do not use the hair dryer on infants or young children, as it may cause burns.

Product Features

The Dreame Hair Glory High-Speed Hair Dryer with its constant-temperature drying system, high-speed brushless motor and negative ion hair care technology has been carefully designed by Dreame's aerodynamics laboratory to meet your personal hair-drying needs.

High-Speed Brushless Motor

With its 110,000 rpm high-speed brushless motor, the hair dryer instantly generates strong airflow that dries hair quickly without damaging it.

Negative Ion Hair Care Technology

The built-in negative platinum ion transmitter generates negative ions to neutralize positive and negative charges in the hair, reducing static buildup and avoiding frizz.

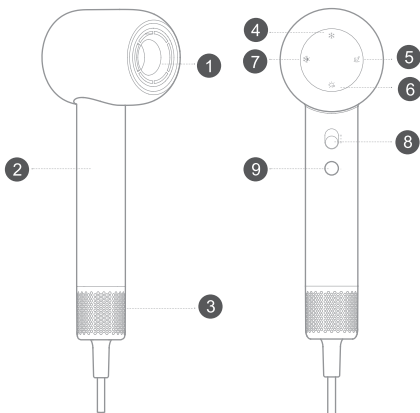
Vertical Motor Positioning

The motor is placed vertically in the handle, lowering the hair dryer's center of gravity for a more comfortable and balanced grip.

Noise Reduction Design

Motor optimization modulates sharp high frequency noise to a frequency that is undetectable to the human ear, the noise is reduced further with dynamic balancing and added acoustic foam, giving you a better user experience.

Product Overview



- | | |
|--|-------------------------------------|
| 1 Air Outlet | 5 57° Constant |
| 2 Handle | 6 Hot |
| 3 Removable Airflow Filter
Do not use the hair dryer without
the airflow filter to avoid danger. | 7 Hot/Cold Cycle |
| 4 Cold | 8 On/Off Switch &
Speed Settings |
| | 9 Temperature Button |



This symbol means "Do not use while bathing or showering."

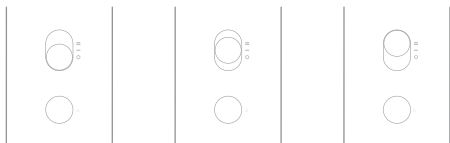
Illustrations of the hair dryer, accessories, and user interface in the user manual are for reference purposes only. The actual product may vary due to product updates and improvements.

Settings

On/Off Switch & Speed Settings

Slide up and down to quickly switch between the two speed settings.

Make sure that the switch is turned off before plugging the hair dryer in.



Off (●)

Low (-)


High (=)

Heat Settings

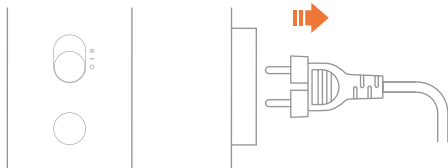
Press ○ to cycle through the four heat settings: Cold, 57°C Constant, Hot, and Hot/Cold Cycle.

			
Cold	57°C Constant	Hot	Hot/Cold Cycle
Blows cool room temperature air suitable for hair styling.	Perfect temperature to avoid heat damage when blow drying your hair.	Suitable for quickly drying wet hair.	7s of hot air followed by 5s of cool air to reduce heat buildup.

Cleaning and Maintenance

 The filter needs to be cleaned regularly to prevent debris from building up and ensure a smooth air flow.

- Before cleaning the filter, make sure that the hair dryer is turned off and unplugged.

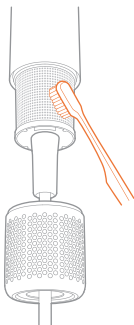


- The airflow filter is magnetically attached. Hold the handle and pull the airflow filter straight down to remove it from the handle.



⚠ Do not rinse the stainless steel filter with water as this may cause it to not work correctly.

- Use a dry lint-free cloth, soft brush or toothbrush to remove any debris stuck to the surface of the airflow filter or stainless steel filter.



- After cleaning, insert the air inlet filter into the handle slot, and listen for a "click," indicating that the magnet is in place and the installation is complete.



Basic Parameters

Product name	Dreame Hair Glory High-Speed Hair Dryer
Model number	AHD7A-WH, AHD7A-SL, AHD7A-GN AHD7A-RD, AHD7A-BK, AHD7A-RS AHD6A-WH, AHD6A-SL, AHD6A-GN AHD6A-RD, AHD6A-BK, AHD6A-RS
Rated voltage	220-240 V ~
Rated frequency	50/60Hz
Rated power	1600 W
Product dimensions	76 × 82 × 255mm
Date of manufacture	See product packaging
Standards implemented	IEC/EN 60335-1, IEC/EN 60335-2-23

Troubleshooting

Common issue	Possible cause	Solution
Hair dryer won't turn on	Circuit board is damaged	Return for repair
	Not connected to the power	<ul style="list-style-type: none"> • Check whether the plug is plugged in correctly or not, and restart after confirming that it is. • If the issue is not resolved, return the hair dryer for repair.
Flashing light alert	Power cord issue	<ul style="list-style-type: none"> • Check the air outlet/inlet vents for debris. After confirming they are clear, wait until the hair dryer has cooled down before restarting. • If the issue is not resolved, return the hair dryer for repair.
Internal coil is red	Air outlet or inlet vent issue	
Heat setting indicator light not working	Motherboard is damaged	Return for repair
Lighting error		
Button not working	Button is damaged	
Power cord/plug is overheating	Power cord is damaged	
Burning smell during use	Damage to an internal component	

Dreame Hair Glory High-Speed Hair Dryer Performance Error List

Name	Performance error
DreameHair Glory High-Speed Hair Dryer	<ol style="list-style-type: none"><li data-bbox="448 348 897 382">1. On/off switch not working<li data-bbox="448 388 930 421">2. Hot air mode blows cold air<li data-bbox="448 427 909 499">3. Indicator light not working, but hair dryer works<li data-bbox="448 505 930 617">4. The hair dryer won't blow cold, warm, hot, or hot/cold cycle air<li data-bbox="448 623 919 713">5. The hair dryer is red inside and smoke is coming out

Product Warranty Card

User name	
Postal address	
Contact number	
Product name and model number	
Product serial number	
Date of purchase	

Repairs Record

	Description of the issue and replacement parts	Date of repair	Repair center
1			
2			

EU Declaration of Conformity



We, Dreame Trading (Tianjin) Co., Ltd., here by, declare that this equipment is in compliance with the applicable Directives and European Norms, and amendments. The full text of the EU declaration of conformity is available at the following internet address: <https://global.dreame.tech.com>

WEEE Disposal and Recycling Information



All products bearing this symbol are waste electrical and electronic

equipment (WEEE as in directive 2012/19/EU)

which should not be mixed with unsorted household waste. Instead, you should protect human health and the environment by handing over your waste equipment to a designated collection point for the recycling of waste electrical and electronic equipment, appointed by the government or local authorities. Correct disposal and recycling will help prevent potential negative consequences to the environment and human health. Please contact the installer or local authorities for more information about the location as well as terms and conditions of such collection points.

User manual version number: V1.0

Service website:<https://global.dreametech.com>

Manufacturer by: Dreame Trading (Tianjin) Co., Ltd.

Address: Room 2112-1-1, South District, Finance and Trade Center, 6975 Asia Road, Dongjiang Bonded Port Area, Tianjin pilot Free-Trade Zone, Tianjing China

Dreame Hair Glory High-Speed Hair Dryer User Manual

Read this manual carefully before use, and retain it for future reference.

Precautions

- This appliance can be used by children aged from 8 years and above and persons with reduced physical, sensory or mental capabilities or lack of experience and knowledge if they have been given supervision or instruction concerning use of the appliance in a safe way and understand the hazards involved. Children shall not play with the appliance.
- Cleaning and user maintenance shall not be made by children without supervision.
- This appliance is not intended for use by persons (including children) with reduced physical, sensory or mental capabilities, or lack of experience and knowledge, unless they have been given supervision or instruction concerning use of the appliance by a person responsible for their safety.
- CAUTION** In order to avoid a hazard due to inadvertent resealing of the thermal cut-out, this appliance must not be supplied through an external switching device, such as a timer, or connected to a circuit that is regularly switched on and off by the utility.
- WARNING**: Do not use this appliance near bathtubs, showers, basins or other vessels containing water.
- When the hairdryer is used in a bathroom, unplug it after use since the proximity of water presents a hazard even when the hairdryer is switched off.



1

WARNING

- If the supply cord is damaged, it must be replaced by the manufacturer, its service agent or similarly qualified persons in order to avoid a hazard.
- Do not block the air intake and air outlet to avoid danger.
- During use, prevent your hair from getting caught in the air intake to avoid danger.
- Please use the hair dryer according to the rated power information indicated on the device, and do not use universal plugs or other voltage converters to avoid danger.
- Power Cord & Plug**
- Do not use the hair dryer if the power cord or power plug is damaged or overheated, as this may cause burns, electric shocks, or cause fire due to a short circuit.
- Do not use the hair dryer if the power plug that is plugged into the power outlet is loose, as this may cause burns, electric shocks, or cause fire due to a short circuit.
- Do not plug in or unplug the power plug with wet hands, as this may result in electric shocks and injury.
- Do not use the hair dryer if the power cord is tied together, as this may cause electric shocks, or cause fire due to a short circuit.

2

WARNING

- Do not damage, modify, forcefully bend, pull, twist, or squeeze the power cord, nor place heavy objects on top of it, as this may cause electric shocks, or cause fire due to a short circuit.
- Do not pull the power cord when unplugging the power plug. Otherwise, the power cord may get damaged, cause burns, cause electric shocks, or cause fire due to a short circuit.
- Completely and directly plug the power plug into a 220-240 V electrical outlet. Do not use a power strip or extension cords, as this may cause electric shocks, or cause a fire due to a short circuit.
- Make sure the hair dryer is unplugged when not in use as well as prior to performing any maintenance or repairs.
- Keep the power cord away from heat sources and other places that may compromise its protection.
- Usage & Storage**
- Do not block or insert foreign objects into the air outlet and air intake, as this may cause burns, electric shocks, or cause fire due to a short circuit.
- Do not immerse this hair dryer in water.
- Do not use this hair dryer in humid environments.
- Keep the hair dryer dry, otherwise it may cause electric shocks.
- Do not use the hair dryer in environments where aerosol (spray) products are used or where there are flammable sources.
- Do not leave the hair dryer unattended when it is turned on, as this may cause electric shocks, or cause fire due to a short circuit.

3

WARNING

- Do not store the hair dryer in a highly humid environment, as this may cause electric shocks, or cause fire due to a short circuit when using the hair dryer.
- Do not store the hair dryer within the reach of children and infants, as this may result in electric shocks and injury.
- Do not repair, disassemble, or modify this product yourself, as this may cause injury or fire due to malfunctioning. Please contact the customer service via www.mi.com.
- Do not place the hair dryer on its air intake while it is turned on, as this may cause the heating coil to overheat, which may result in a fire.
- Do not immerse the body of the hair dryer containing electrical components in water or other liquid. If the hair dryer falls into water, unplug it immediately and do not continue to use it even after it is dry.
- This hair dryer is equipped with a non-self-resetting thermal safety cut-off to prevent overheating. If the hair dryer is cut off due to overheating, unplug it from the power outlet and allow it to cool down.
- Do not touch hot surfaces such as the air outlet during use or immediately after turning off the hair dryer to avoid burns.
- Do not touch the power plug or any part of the product with wet hands to prevent electric shocks.
- Do not use this hair dryer for any purpose other than drying hair, and do not use it on pets nor use it to dry shoes or clothes, etc., as this may cause burns, or cause fire due to a short circuit.

4

CAUTION

- In case of a malfunction or breakdown**
- In the event of a malfunction or breakdown, such as no air blowing, frequent stops, internal overheating, or smoking, please stop using the product immediately, unplug the power cord, and contact the customer service via www.mi.com. The use of this product in these circumstances may result in electric shocks, injury, or fire due to a short circuit.
- The air outlet and air nozzle may get hot during use, so do not touch them with your hands, as this may cause burns.
- Avoid dropping the hair dryer or subjecting it to strong impacts, as this may cause electric shocks, or cause fire due to a short circuit.
- Do not use the hair dryer if the air intake is damaged, as your hair may get caught in it and cause damage to the hair.
- Do not use the hair dryer on infants or young children, as it may cause burns.

5

Product Features

The Dreame Hair Glory High-Speed Hair Dryer with its constant-temperature drying system, high-speed brushless motor and negative ion hair care technology has been carefully designed by Dreame's aerodynamics laboratory to meet your personal hair-drying needs.

High-Speed Brushless Motor

With its 110,000 rpm high-speed brushless motor, the hair dryer instantly generates strong airflow that dries hair quickly without damaging it.

Negative Ion Hair Care Technology

The built-in negative platinum ion transmitter generates negative ions to neutralize positive and negative charges in the hair, reducing static buildup and avoiding frizz.

Vertical Motor Positioning

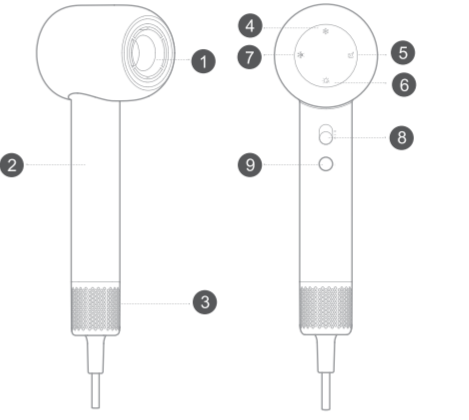
The motor is placed vertically in the handle, lowering the hair dryer's center of gravity for a more comfortable and balanced grip.

Noise Reduction Design

Motor optimization modulates sharp high frequency noise to a frequency that is undetectable to the human ear. The noise is reduced further with dynamic balancing and added acoustic foam, giving you a better user experience.

6

Product Overview



- 1 Air Outlet
- 2 Handle
- 3 Removable Airflow Filter
- 4 Cold
- 5 57° Constant
- 6 Hot
- 7 Hot/Cold Cycle
- 8 On/Off Switch & Speed Settings
- 9 Temperature Button



This symbol means "Do not use while bathing or showering."
Illustrations of the hair dryer, accessories, and user interface in the user manual are for reference purposes only. The actual product may vary due to product updates and improvements.

7

User manual version number: V1.0

Service website: <https://global.dreameotech.com>
Manufacturer by: Dreame Trading (Tianjin) Co., Ltd.
Address: Room 2112-1-1, South District, Finance and Trade Center, 6975 Asia Road, Dongjiang Bonded Port Area, Tianjin pilot Free-Trade Zone, Tianjin, China

Settings

On/Off Switch & Speed Settings

Slide up and down to quickly switch between the two speed settings. Make sure that the switch is turned off before plugging the hair dryer in.



Off (○) Low (—) High (=)

Heat Settings

Press ○ to cycle through the four heat settings: Cold, 57°C Constant, Hot, and Hot/Cold Cycle.

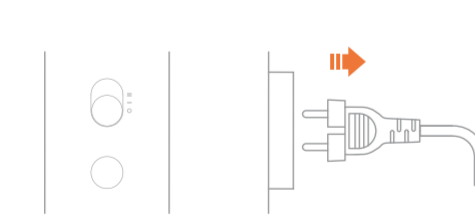
❄	57°	🔥	🔄
Cold	57°C Constant	Hot	Hot/Cold Cycle
Blows cool room temperature air suitable for hair styling.	Perfect temperature to avoid heat damage when blow drying your hair.	Suitable for quickly drying wet hair.	7s of hot air followed by 5s of cool air to reduce heat buildup.

8

Cleaning and Maintenance

The filter needs to be cleaned regularly to prevent debris from building up and ensure a smooth air flow.

- Before cleaning the filter, make sure that the hair dryer is turned off and unplugged.



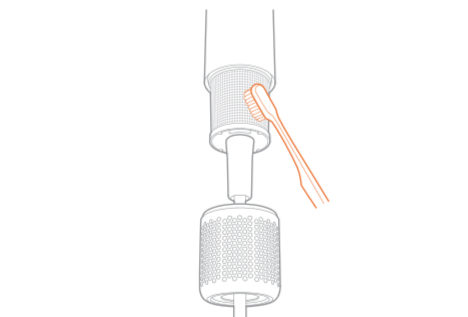
- The airflow filter is magnetically attached. Hold the handle and pull the airflow filter straight down to remove it from the handle.



9

Do not rinse the stainless steel filter with water as this may cause it to not work correctly.

- Use a dry lint-free cloth, soft brush or toothbrush to remove any debris stuck to the surface of the airflow filter or stainless steel filter.



- After cleaning, insert the air inlet filter into the handle slot, and listen for a "click," indicating that the magnet is in place and the installation is complete.



10

Basic Parameters

Product name	Dreame Hair Glory High-Speed Hair Dryer
Model number	AHD7A-WH, AHD7A-SL, AHD7A-GN, AHD7A-RD, AHD7A-BK, AHD7A-RS, AHD6A-WH, AHD6A-SL, AHD6A-GN, AHD6A-RD, AHD6A-BK, AHD6A-RS
Rated voltage	220-240 V ~
Rated frequency	50/60Hz
Rated power	1600 W
Product dimensions	76 × 82 × 255mm
Date of manufacture	See product packaging
Standards implemented	IEC/EN 60335-1, IEC/EN 60335-2-23

11

Troubleshooting

Common issue	Possible cause	Solution
Hair dryer won't turn on	Circuit board is damaged	Return for repair
	Not connected to the power	<ul style="list-style-type: none"> Check whether the plug is plugged in correctly or not, and restart after confirming that it is. If the issue is not resolved, return the hair dryer for repair.
Flashing light alert	Power cord issue	<ul style="list-style-type: none"> Check the air outlet/inlet vents for debris. After confirming they are clear, wait until the hair dryer has cooled down before restarting. If the issue is not resolved, return the hair dryer for repair.
Internal coil red	Air outlet or inlet vent issue	<ul style="list-style-type: none"> Check the air outlet/inlet vents for debris. After confirming they are clear, wait until the hair dryer has cooled down before restarting. If the issue is not resolved, return the hair dryer for repair.
Heat setting indicator light not working	Motherboard is damaged	Return for repair
Lighting error	Button is damaged	
Button not working	Button is damaged	
Power cord/plug is overheating	Power cord is damaged	
Burning smell during use	Damage to an internal component	

12

Dreame Hair Glory High-Speed Hair Dryer Performance Error List

Name	Performance error
DreameHair Glory High-Speed Hair Dryer	<ol style="list-style-type: none"> On/off switch not working Hot air mode blows cold air Indicator light not working, but hair dryer works The hair dryer won't blow cold, warm, hot, or hot/cold cycle air The hair dryer is red inside and smoke is coming out

13

Product Warranty Card

User name	
Postal address	
Contact number	
Product name and model number	
Product serial number	
Date of purchase	

Repairs Record

	Description of the issue and replacement parts	Date of repair	Repair center
1			
2			

14

EU Declaration of Conformity

CE We, Dreame Trading (Tianjin) Co., Ltd., hereby declare that this equipment complies with the applicable Directives and European Norms, and amendments. The full text of the EU declaration of conformity is available at the following internet address: <https://global.dreameotech.com>

WEEE Disposal and Recycling Information

All products bearing this symbol are waste electrical and electronic equipment (WEEE as in directive 2012/19/EU) which should not be mixed with unsorted household waste. Instead, you should protect human health and the environment by handing over your waste equipment to a designated collection point for the recycling of waste electrical and electronic equipment, appointed by the government or local authorities. Correct disposal and recycling will help prevent potential negative consequences to the environment and human health. Please contact the installer or local authorities for more information about the location as well as terms and conditions of such collection points.

15

小米生态链产品包装图纸

图纸提供单位

追觅科技(天津)有限公司

项目名称

追觅超光高速吹风机

版本号

V1.0

设计时间

2022.11.03

责任设计师

于江依

材质工艺要求

材质要求: 105g木空模喷粉纸

工艺要求: 风琴七折

颜色及专色: ■ pantong 485 C

■ pantong 431 C

■ Pantone Yellow 012 U

■ K 50